

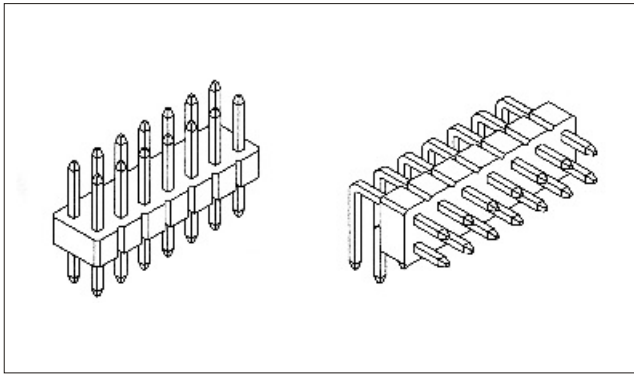
Pin Header
Single Row / Dual Row
Straight DIP Type / Right Angle DIP Type

Pitch:2.00mm

Series
322 / 325

woxconn

Http://www.woxconn.com

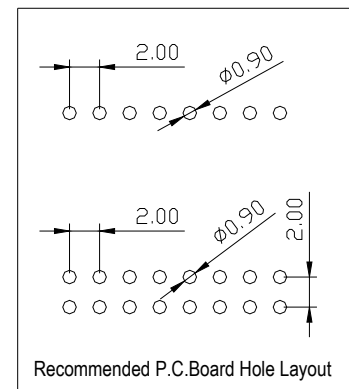
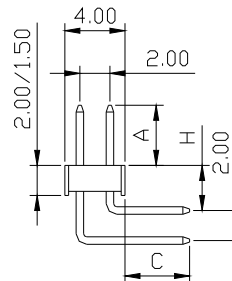
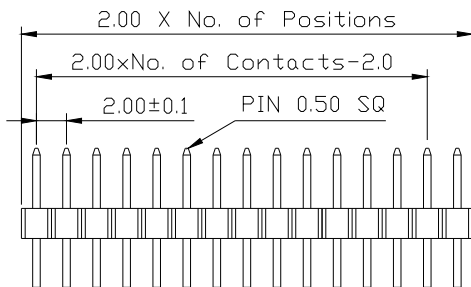
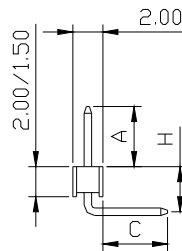
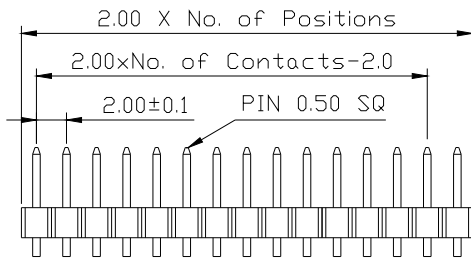
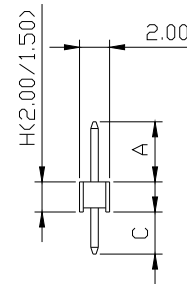
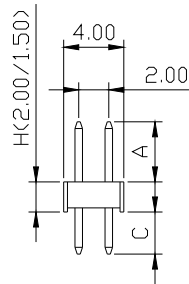
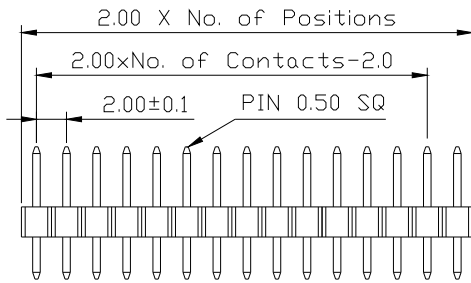


SPECIFICATIONS:

Current Rating: 2.0 AMP
Contact Resistance: 30m• Max
Insulation Resistance: 1000M• Min
Withstand Voltage: 500VAC/minute
Operation Temperature: -40°C to +105°C

MATERIALS:

Contact Material: Copper Alloy
Contact Plating: Gold or Tin over 50μ "Ni
Insulator Material: Polyester(UL94V-0)
Standard: PBT



Ordering Code

① ② ③ ④ ⑤ ⑥ ⑦ ⑧ ⑨ ⑩
3 2 X X XX X X X 1 XXX

① Series No.:
3= Pin Header
② Pitch: 2= 2.00mm

③ Insulator Height:
2 = 2.00mm
5 = 1.50mm

④ Dip Spacing:
1=Single row
2=Double row
⑤ Number of Contacts:
Single row =01 to 40
Double row=02 to 80
⑥ Tail & Mounting Style:
S=Straight DIP type
R=Right Angle DIP Type

⑦ Contact Plated
0=Tin 1=Gold Flash
2=Gold 3u" 3=Gold 5u"
4=Gold 10u" 5=Gold 15u"
6= Gold 30u"
⑧ Material Type
0=PPS 3=Nylon-66
1=PBT 4=Nylon-6T
2=LCP 5=PA46

⑨ Tiers of Body
1 = Single tier
2 = Double tier
3 = Triple tier
⑩ Pin Length
XXX=A+H+C